



# Atlante

Design: Pierluigi Cerri [Studio Cerri Et Associati]



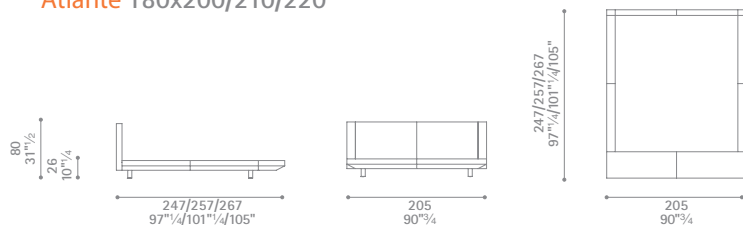
Poltrona Frau S.p.A.

S.S. 77 Km 74,500 62029 Tolentino MC Italia

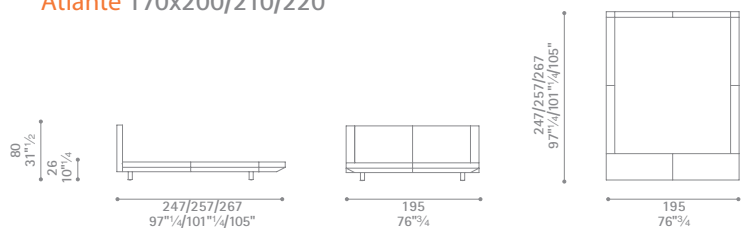
Tel +39 0733 9091 Fax +39 0733 971600 info@poltronafrau.it www.poltronafrau.it



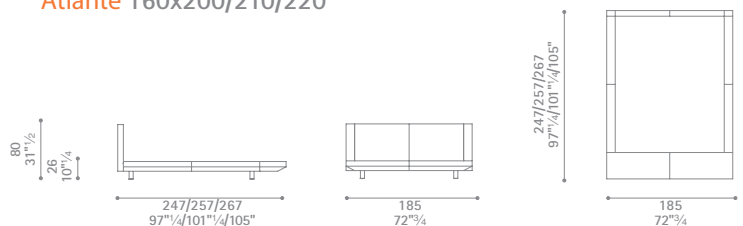
### Atlante 180x200/210/220



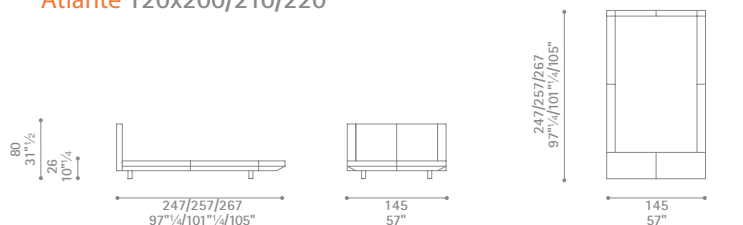
### Atlante 170x200/210/220



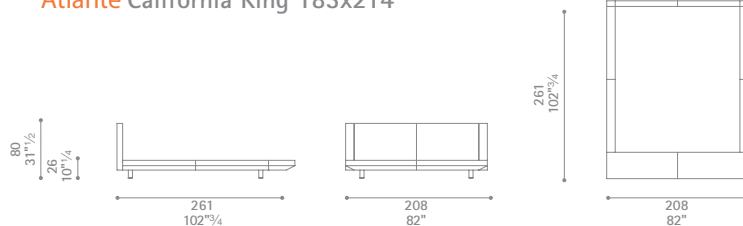
### Atlante 160x200/210/220



### Atlante 120x200/210/220



### Atlante California King 183x214



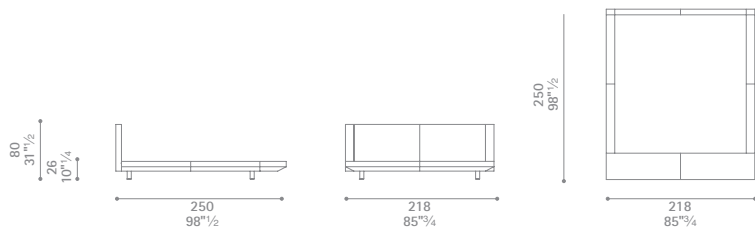
### Atlante King 193x203

Dimensioni espresse in centimetri; sono possibili variazioni dimensionali del +/- 2%  
 All dimensions and sizes are in centimetres, dimensional variations of +/- 2% are possible

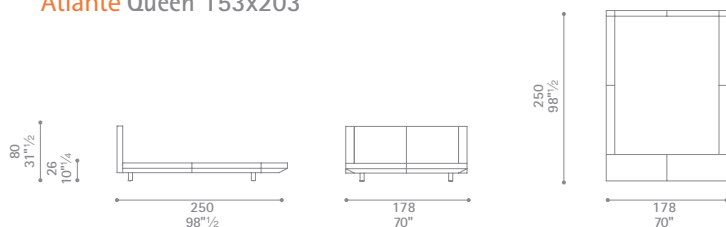
**Poltrona Frau S.p.A.**

S.S. 77 Km 74,500 62029 Tolentino MC Italia

Tel +39 0733 9091 Fax +39 0733 971600 info@poltronafrau.it www.poltronafrau.it



### Atlante Queen 153x203



Dimensioni espresse in centimetri; sono possibili variazioni dimensionali del +/- 2%  
All dimensions and sizes are in centimetres, dimensional variations of +/- 2% are possible

**Poltrona Frau S.p.A.**

S.S. 77 Km 74,500 62029 Tolentino MC Italia

Tel +39 0733 9091 Fax +39 0733 971600 info@poltronafrau.it www.poltronafrau.it