




# Salomè

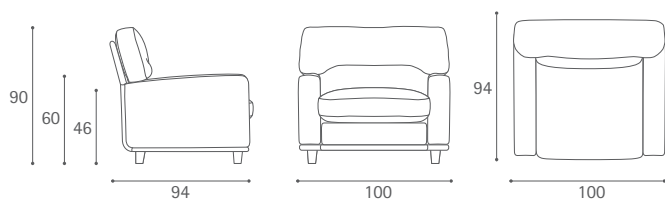
Design: Centro Ricerche e Sviluppo Frau



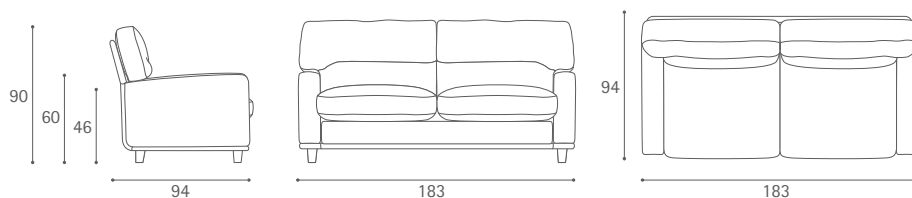
**Poltrona Frau S.r.l.**

Direzione Amministrazione e Fabbrica: S.S. 77 Km 74,500 62029 Tolentino MC Italia  
Telefono +39 733 9091 Fax +39 733 971600 [info@poltronafrau.it](mailto:info@poltronafrau.it) [www.poltronafrau.it](http://www.poltronafrau.it)

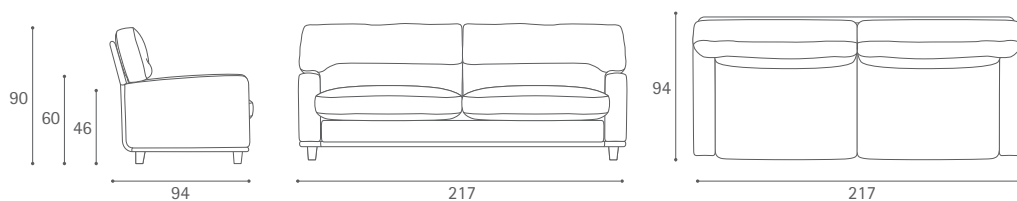
Salomè Armchair



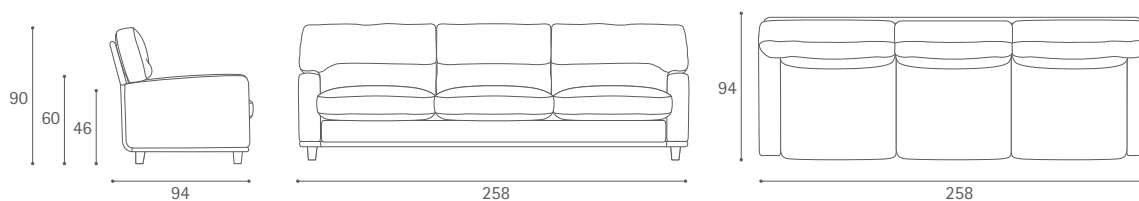
Salomè 2 Seater sofà



Salomè 2 Seater sofà large



Salomè 3 Seater sofà



Dimensioni espresse in centimetri; sono possibili variazioni dimensionali del +/-

Poltrona Frau S.r.l.

Direzione Amministrazione e Fabbrica: S.S. 77 Km 74,500 62029 Tolentino MC Italia  
Tel +39 733 9091 Fax +39 733 971600 info@poltronafrau.it www.poltronafrau.it